

# FireCull — Windows Installer Guide (Beta)

*Last updated: January 2026*

FireCull is an AI-assisted Lightroom Classic plugin that automatically evaluates **sharpness** and **eye state**, then applies **star ratings** and **colour labels** to your selected photos.

This guide is for **Windows users**.

---

## What you need

- Windows 10 or later (64-bit)
  - Adobe Lightroom Classic
  - FireCull Windows installer (.exe)
- 

## Installation (Windows)

1. **Quit Adobe Lightroom Classic** if it is running.
  2. Run the installer you received:
    - **FireCull\_Beta\_Win\_v0.1.x.exe**
  3. Follow the installer steps and complete the installation.
  4. Open **Lightroom Classic** → **File** → **Plug-in Manager**.
  5. Confirm **FireCull** is listed and **Enabled**.
- 






## Using FireCull

1. Select photos in the **Library** module.
  2. Go to **File** → **Plug-in Extras** → **Analyze with FireCull**.
  3. FireCull will automatically:
    - Analyze sharpness and eye state
    - Update **star ratings** and **colour labels** on the selected photos
-

## How FireCull Rates Photos (Beta)




FireCull assigns ratings **relative to the selected photos in each run**, based primarily on sharpness and eye state:

### Star ratings (sharpness)

-  **5 stars** → sharpest ~20% of the selected photos
-  **4 stars** → next ~20%
-  **3 stars** → middle ~20%
-  **2 stars** → softer ~20%
-  **1 star** → least sharp ~20%

Star ratings are **relative within each run**, not absolute quality scores.

### Colour labels (eye state)

-  **Red label** → eyes detected as closed
-  **Yellow label** → eyes detected as occluded (e.g. sunglasses)
-  **No label** → eyes detected as open or no face detected

These ratings and labels are intended as a **starting point**, not final decisions.

---

## Removing FireCull (Windows)

**Recommended method** - Go to **Windows Settings → Apps → Installed apps** and uninstall **FireCull**.

**Manual fallback** - Delete the folder:

%APPDATA%\Adobe\Lightroom\Modules\FireCull.lrplugin

---

**FireCull Beta**

<https://firecull.ai>

© 2026 FireCull